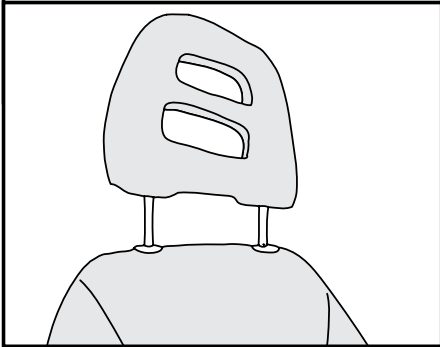
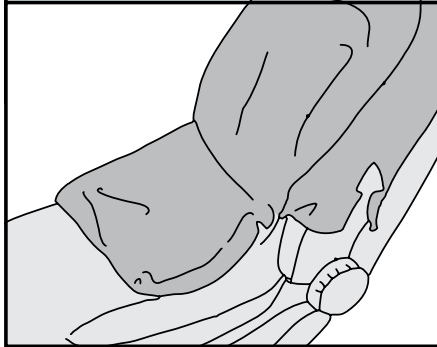


## CP11 Fitting Guide

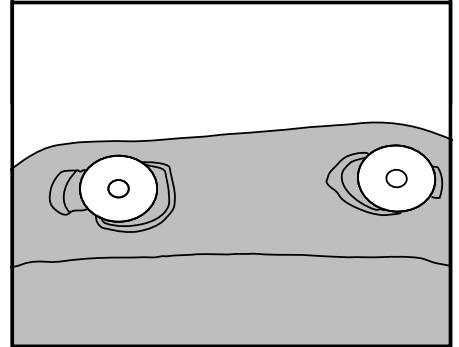
**1** Remove headrest from seat  
*Caution, the headrest stalks can be coated with a small amount of grease.*



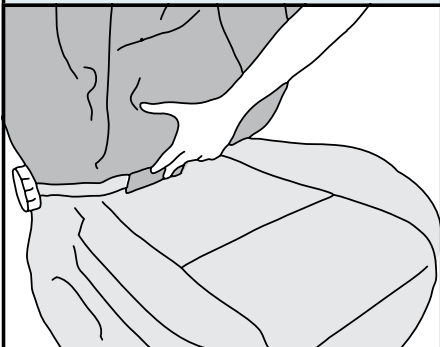
**2** Undo side velcro and place cover over seat.



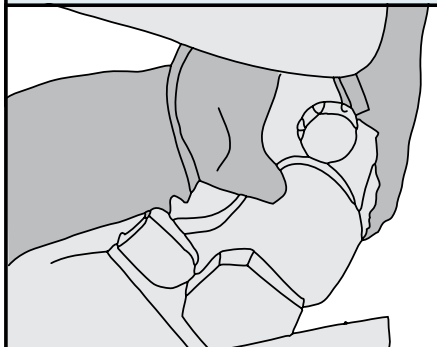
**3** Align cover with plastic headrest insertion points.



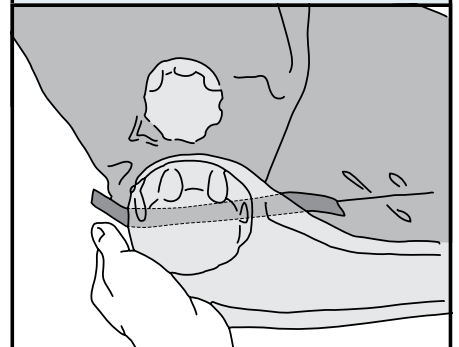
**4** Pull the front of the cover down and push the "Tuck-in" pouch between the back and the base of the seat.



**5** Fasten the side Velcro around the seat adjusters or armrests if applicable.



**6** Take the Velcro attached to the side of the base and thread behind plastic housing. Fasten to corresponding Velcro on the back of the cover.



**7** Pull the base part of the cover over the front base cushion.

