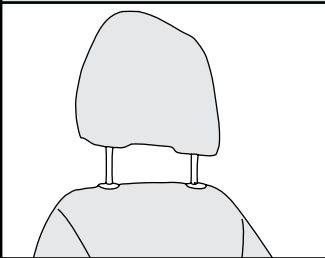
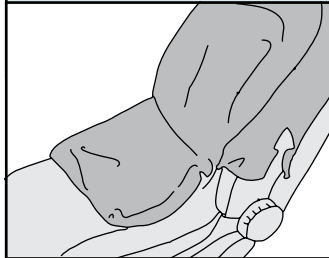


TA3761 Fitting Guide

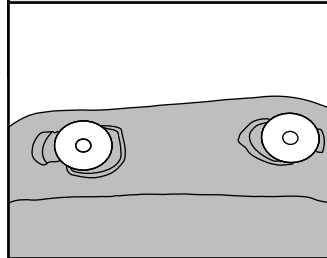
1 Remove headrest from seat
Caution, the headrest stalks can be coated with a small amount of grease.



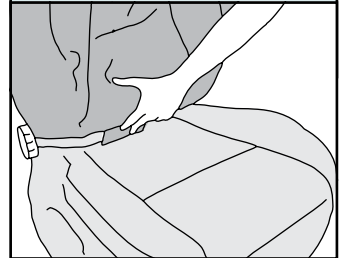
2 Undo side velcro and place cover over seat.



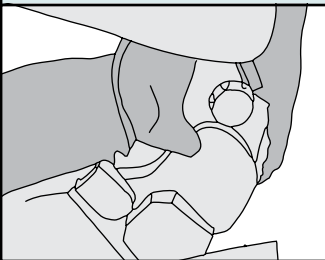
3 Align cover with plastic headrest insertion points.



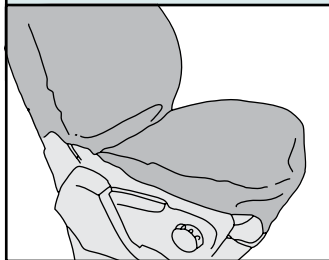
4 Pull the front of the cover down and push the "Tuck-in" pouch between the back and the base of the seat.



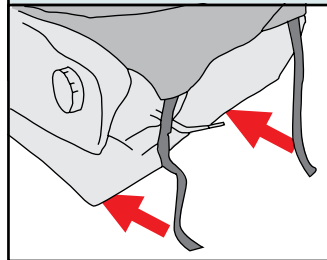
5 Fasten the side Velcro around the seat adjusters or armrests if applicable.



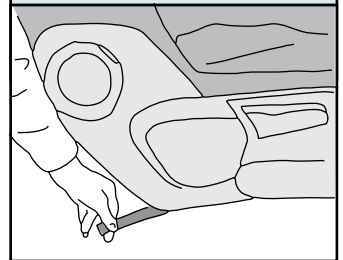
6 Pull the base part of the cover over the front base cushion.



7 Find the two Velcro straps at the front base of the seat cover.



8 Thread the Velcro strap underneath the seat and fasten to the Velcro at the back of the cover.



9 Attach the headrest cover to headrest and reattach to the seat.

